

S. HOUGHTON.
 Stocking-Supporter Attachments.
 No. 213,991. Patented April 8, 1879.

Fig. 2.

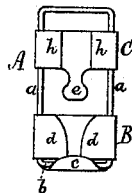


Fig. 3.



Fig. 1.

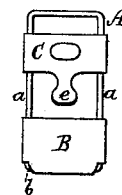


Fig. 4.

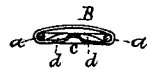


Fig. 5.



Fig. 6.

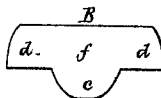
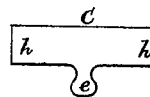


Fig. 7.



Witnesses
L. N. Piper
W. W. Lynd

Inventor.
Stillman Houghton.
by attorney.
R. H. Eddy

UNITED STATES PATENT OFFICE.

STILLMAN HOUGHTON, OF WORCESTER, MASSACHUSETTS.

IMPROVEMENT IN STOCKING-SUPPORTER ATTACHMENTS.

Specification forming part of Letters Patent No. **213,991**, dated April 8, 1879; application filed January 27, 1879.

To all whom it may concern:

Be it known that I, STILLMAN HOUGHTON, of the city and county of Worcester, and State of Massachusetts, have invented a new and useful Improvement in Stocking-Supporter Attachments; and do hereby declare the same to be described in the following specification and represented in the accompanying drawings, of which—

Figure 1 is a front elevation, Fig. 2 a rear view, Fig. 3 a longitudinal section, and Figs. 4 and 5 transverse sections, of an attachment embodying my invention, it being for connecting a stocking to the strap of a supporter therefor.

It consists of a stirrup and a separate mouth-piece, and a tongue-slide applied to such stirrup, all being substantially as shown and described.

In the drawings, the stirrup is shown at A as a rectangular link of wire, having fixed to its legs *a a* and bottom *b* a tapering socket or mouth-piece, B. Before being applied to the stirrup I usually form the mouth-piece in manner as shown in Fig. 6—that is, with three ears, *c d d*, extending from the part *f* of it, such ears being subsequently bent or folded about the stirrup in manner as represented.

The socket or interior space of the mouth-piece, or, in other words, that between the part *f* and the ears *d d*, I generally make tapering or gradually decreasing in width from top to bottom, it being open at top to receive a tongue or bent tooth, *e*, projecting from the middle of the lower edge of a slider, C, adapted, as hereinbefore stated, to slide on the legs of the stirrup. To this end I make the slider with ears *h h*, or in shape as shown in Fig. 7, and subsequently fold or bend it or its ears around the said legs in manner as represented.

The strap of the stocking-supporter is to be attached to the head or upper part of the stirrup.

By moving the slider upward to its highest position on the stirrup and inserting a portion of the upper part of a stocking between the mouth-piece and the tongue, and subsequently pressing the slider down upon the stirrup, so as to force the tongue and the stocking portion closely into the socket of the piece B, the attachment is fastened to the stocking.

My clasp or stocking-supporter attachment, although in some respects like those described in the United States Patents 8,522, of reissues, and 149,473, differs in construction and operation materially therefrom, my clasp, as represented, being formed of three separate pieces, viz., the stirrup, the mouth-piece, and the toothed slider; whereas each of the patented clasps is made in two pieces only, and it has no tongue and socket, like those of my clasp. Each has a loop, through which the cloth, after being passed laterally, is held by a slide forced downward upon it outside of the loop; whereas with my clasp the cloth, after having been laterally drawn through the stirrup, is forced down within and wedged into the socket-piece by the tongue or projection of the slide, which enters with the clasp into the socket.

What I claim as my invention is as follows:

The combination of the rectangular stirrup A, the separate mouth or socket piece B, and the toothed slider C, arranged and applied substantially in manner and to operate as and for the purpose set forth.

STILLMAN HOUGHTON.

Witnesses:

CHAS. R. JOHNSON,
H. O. HOUGHTON.